

FEATURES

- > RF efficient design offers high power handling in a small package
- > Coil choices of 5, 12 or 24Vdc accommodate virtually any drive circuit
- > Can be mounted in any position, any axis
- > Vacuum dielectric provides low and stable contact resistance

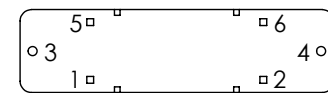
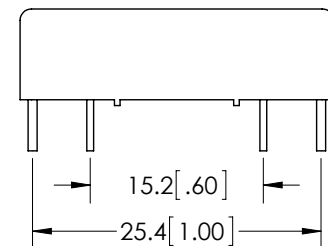
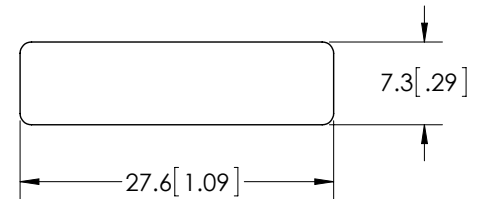

PRODUCT SPECIFICATIONS

Contact & Relay Ratings	Units	GR2DNA
Contact Form		A
Contact Arrangement		SPST-NO
Contact Material		Rhodium
Dielectric		Vacuum
Voltage, Operating Max	kV Peak	3
Current, Continuous Carry Max - not switching	Amps	2*
Resistance, Contact Max	ohms	0.10
Capacitance		
Across Open Contacts	pF	1.5
Closed Contacts to Ground	pF	6
Operate Time*	ms	1
Release Time*	ms	1
Life, Mechanical	cycles	100 million
Weight, Nominal	g (oz)	5 (0.18)
Vibration, Operating, Sine (10-2000 Hz Peak)	G's	30
Shock, Operating, 1/2 Sine 11ms (Peak)	G's	100
Temperature Ambient Operating		
Operating	°C	-20 to +70
Storage	°C	-35 to +110

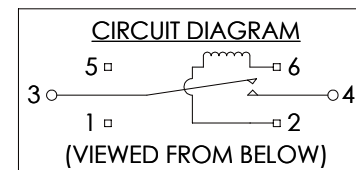
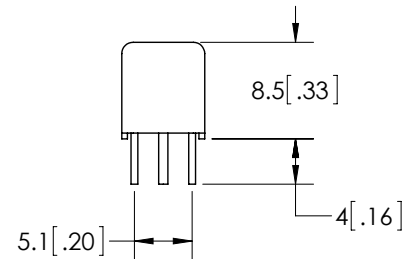
*Operation and release times are with external diode suppression, @ 25°C

PART NUMBER SYSTEM

GR2DNA	3	3	5
Coil Voltage	1 = 5 Vdc 2 = 12 Vdc 3 = 24 Vdc		
High Voltage Connections		3 = PCB Pins	
Mounting			5 = PC Board



Pins 1,2,5,6 - .7mm sq. [.025in]
Pins 3,4 - Ø.8mm [.031in]



COIL RATINGS

Nominal, Volts dc	5	12	24
Pick-up, Volts dc, Max.	3.7	9	20
Drop-Out, Volts dc	.5	1.25	3
Coil Resistance (Ohms ±10%)	140	600	1000