

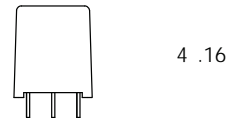
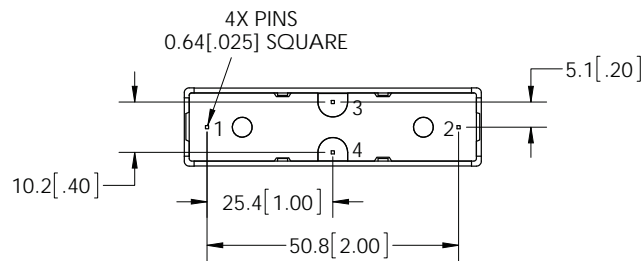
### FEATURES

- > Durable tungsten coated contacts for load switching up to 200 W \*\*
- > Coil choices of 5, 12 or 24Vdc accommodate virtually any drive circuit
- > All PC pin connections
- > Vacuum dielectric provides low and stable contact resistance



### PRODUCT SPECIFICATIONS

Contact & Relay Ratings	Units	GR5MTA
Contact Form		A
Contact Arrangement		SPST-NO
Contact Material		Tungsten
Dielectric		Vacuum
Voltage, Operating Max	kV Peak	15
Current, Continuous Carry Max - not switching	Amps	5*
Resistance, Contact Max	ohms	0.250
Capacitance		
Across Open Contacts	pF	<0.8
Closed Contacts to Ground	pF	<0.8
Operate Time*	ms	3
Release Time*	ms	2
Life, Mechanical	cycles	100 million
Weight, Nominal	g (oz)	28 (1)
Vibration, Operating, Sine ((10-500 Hz Peak)	G's	20
Shock, Operating, 1/2 Sine 11ms (Peak)	G's	100
Temperature Ambient Operating		
Operating	°C	-20 to +70
Storage	°C	-35 to +125

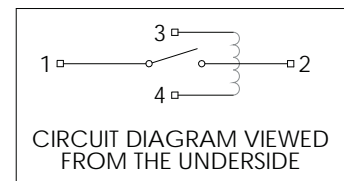


### COIL RATINGS

Nominal, Volts dc	5	12	24
Pick-up, Volts dc, Max.	3.7	9	20
Drop-Out, Volts dc	.5	1.25	4
Coil Resistance (Ohms ±10%)	16	95	350

\* Operation and release times are with external diode suppression, @ 25°C

\*\* See table below or consult factory for load switching applications.



### PART NUMBER SYSTEM

GR5MTA	3	3	5
Coil Voltage	1 = 5 Vdc 2 = 12 Vdc 3 = 24 Vdc		
High Voltage Connections		3 = PCB Pins	
Mounting			5 = PC Board

### \*\* LOAD SWITCHING

Voltage (VAC)	Current (A)	Life (Cycles)
110	0.5	1,000,000
120	1.0	200,000
1000	0.200	100,000
5000	0.083	1,000