



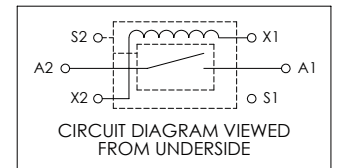
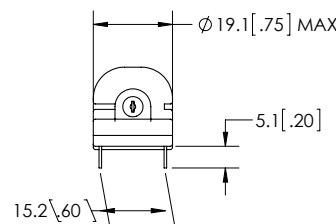
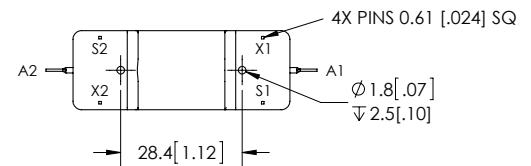
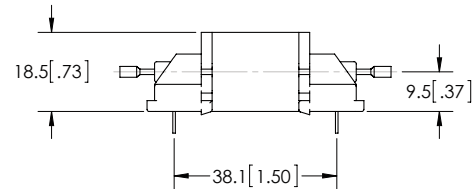
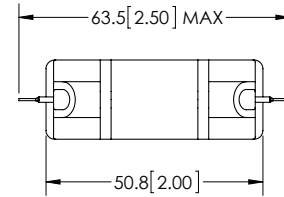
FEATURES

- > RF efficient design offers high power handling in a small package
- > High voltage solder connections provide additional external isolation from PC boards
- > RF screen helps assure interference free operation when relays are mounted side by side
- > Vacuum dielectric offers low stable contact resistance

PRODUCT SPECIFICATIONS

Contact & Relay Ratings	Units	GR6FNA218
Contact Form		A
Contact Arrangement		SPST-NO
Voltage Ratings		
Between Contacts	kV Peak	5
Contacts to Coil	kV Peak	5
Current Carry Max		
@ DC	Amps	8
@ 30 Mhz	Amps	6
Contact Resistance	Ohms	0.050
Capacitance		
Across Open Contacts	pF	0.6
Contacts to Ground	pF	4
Initial Insulation Resistance	GigaOhms	10
Operate Time*	ms	3
Release Time*	ms	1
Life, Mechanical	cycles	100 million
Weight, Nominal	g (oz)	24 (0.85)
Vibration, Operating, Sine(10-500 Hz Peak)	G's	20
Shock, Operating, 1/2 Sine 1ms (Peak)	G's	100
Temperature Ambient Operating		
Operating	°C	-40 to +85
Storage	°C	-55 to +125

* Operate and release times are with external diode suppression, @ 25°C.



COIL RATINGS

GR6FNA218	Units	Value
Volts, Nominal	Vdc	12
Voltage, Max.	Vdc	15
Pickup, Max.	Vdc	8
Dropout, Max.	Vdc	2
Coil Resistance	Ohms	480