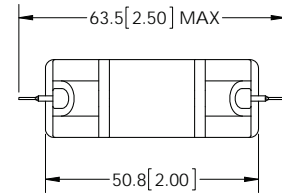



FEATURES

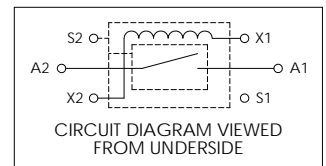
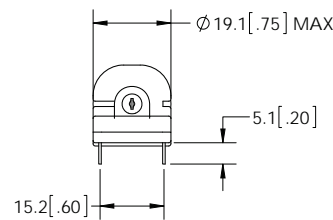
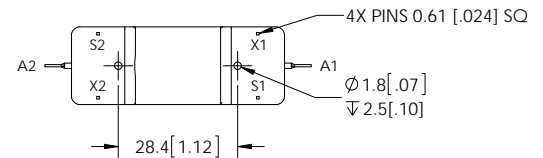
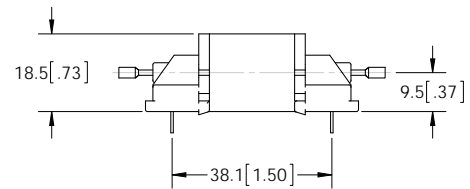
- RF efficient design offers high power handling in a small package
- High voltage solder connections provide additional external isolation from PC boards
- RF screen helps assure interference free operation when relays are mounted side by side
- Vacuum dielectric offers low stable contact resistance



PRODUCT SPECIFICATIONS

Contact & Relay Ratings	Units	GR6HBA318
Contact Form		A
Contact Arrangement		SPST-NO
Voltage Ratings		
Between Contacts	kV Peak	7
Contacts to Coil	kV Peak	7
Contacts to Screen	kV Peak	7
Coil to Screen	kV Peak	.5
Current Carry Max		
@ DC	Amps	10
@ 30 Mhz	Amps	6
Contact Resistance	Ohms	0.050
Capacitance		
Across Open Contacts	pF	0.4
Contacts to Ground	pF	5
Initial Insulation Resistance	GigaOhms	10
Operate Time *	ms	2
Release Time *	ms	1
Life, Mechanical	cycles	100 million
Weight, Nominal	g (oz)	24 (0.85)
Vibration, Operating, Sine(10-500 Hz Peak)	G's	20
Shock, Operating, 1/2 Sine11ms (Peak)	G's	100
Temperature Ambient Operating		
Operating	°C	-40 to +85
Storage	°C	-55 to +125

* Operate and release times are with external diode suppression, @ 25°C.



COIL RATINGS

GR6HBA318	Units	Value
Volts, Nominal	Vdc	24
Voltage, Max.	Vdc	30
Pickup, Max.	Vdc	16
Dropout, Max.	Vdc	4
Coil Resistance	Ohms	1000
RF Screen, Inner	Pin #	S1
RF Screen, Outer	Pin #	S2